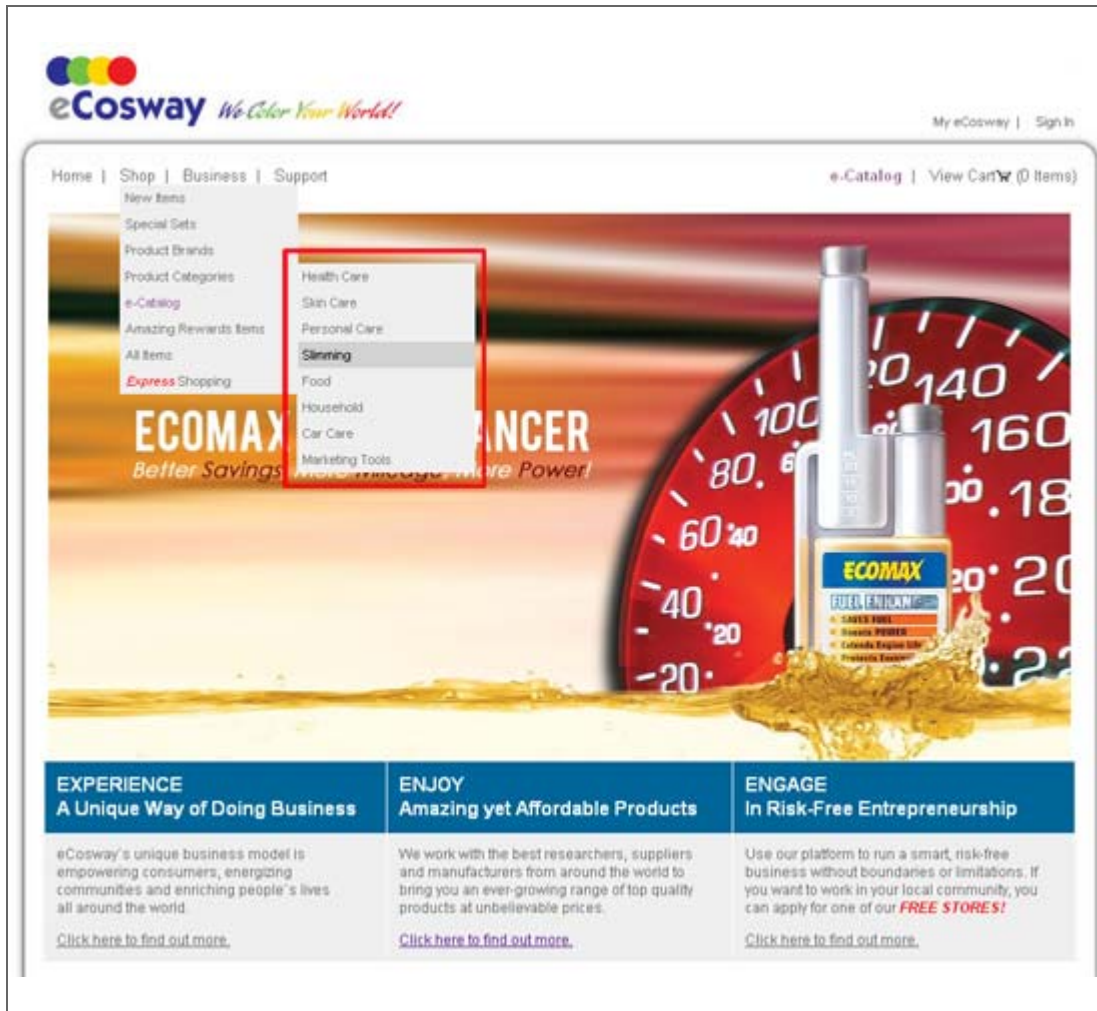


Step-by-step Shopping Guide for IBOs/VIP Shoppers

1. To shop, sign in to your account using your IBO or VIP Shopper ID and Password.
2. Click on the “Shop” link on the Home page and choose any of the links.



The screenshot shows the eCosway website interface. At the top left is the eCosway logo with the tagline "We Color Your World!". To the right of the logo are links for "My eCosway" and "Sign In". Below the logo is a navigation bar with links for "Home", "Shop", "Business", and "Support". A dropdown menu is open under "Shop", listing various categories: "New Items", "Special Sets", "Product Brands", "Product Categories", "e-Catalog", "Amazing Rewards Items", "All Items", and "Express Shopping". The "Product Categories" sub-menu is expanded, showing "Health Care", "Skin Care", "Personal Care", "Slimming" (highlighted with a red box), "Food", "Household", "Car Care", and "Marketing Tools". The main content area features a large banner for "ECOMAX" with the text "Better Savings" and "More Power!". The banner includes an image of a speedometer and a bottle of ECOMAX product. Below the banner are three columns of text: "EXPERIENCE A Unique Way of Doing Business", "ENJOY Amazing yet Affordable Products", and "ENGAGE In Risk-Free Entrepreneurship". Each column contains a brief description and a link to "Click here to find out more."









3. Click on the product category to view the full range of products available under that category.

Shop > Product Categories > Personal Care

Sort by

If you're a Registered Shopper/Member, please [log in](#) to purchase at **special prices**.
 Not registered with us yet? Find out about membership benefits [here](#).

1 2 3 4 5 6 7 8 [Next Page](#)

 <p>0704 Alzara Natural Dead Sea Beauty Salts US\$9.90 eV 4.5</p> <p><input type="text" value="1"/> <input type="button" value="buy"/></p>	 <p>74221 Bioglo Cherry Blossom Body Lotion US\$8.50 eV 4.3</p> <p><input type="text" value="1"/> <input type="button" value="buy"/></p>	 <p>74220 Bioglo Cherry Blossom Body Scrub US\$8.50 eV 4.3</p> <p><input type="text" value="1"/> <input type="button" value="buy"/></p>	 <p>74219 Bioglo Cherry Blossom Shower Crème US\$12.50 eV 6.3</p> <p><input type="text" value="1"/> <input type="button" value="buy"/></p>
 <p>74182 Bioglo Cherry Pink Lip Cream US\$12.50 eV 6.3</p> <p><input type="text" value="1"/> <input type="button" value="buy"/></p>	 <p>93965 Bioglo Goats Milk Enriched With Pomegranate Extract - Beauty Bar US\$4.50 eV 2.3</p> <p><input type="text" value="1"/> <input type="button" value="buy"/></p>	 <p>93964 Bioglo Goats Milk Enriched With Pomegranate Extract - Beauty Cream US\$8.50 eV 4.3</p> <p><input type="text" value="1"/> <input type="button" value="buy"/></p>	 <p>93961 Bioglo Goats Milk Enriched With Pomegranate Extract - Conditioning Shampoo US\$13.50 eV 6.8</p> <p><input type="text" value="1"/> <input type="button" value="buy"/></p>

- Enter the quantity you would like to purchase and click on “buy”.
- If the product is available at a few prices (different promotions), you will see something like this:

Item : 3443

Description : Nn Enzyme Plus

	Price Type	Price	RP(s) Required	eV	Quantity
<input type="radio"/>	Promotional Price	15.00	0.00	0.00	<input type="text" value="1"/>
<input type="radio"/>	Retail Price	10.00	0.00	0.00	<input type="text" value="1"/>

[View Related Offer Set](#)

- Select a “Price Type”, enter the quantity, and then click “Add To Cart” tab or “Close” to go back to Product Display page.
- Click “View Related Offer Set” to see if the product is also available in a promotional set. Click on “Set

Name” to view set details and price.

- Click on the “buy” icon. Product options will be available.
- Select items and click [>] to add them to the “Item(s) selected” list or [<] to remove them from the list. Select a “Price Type”, enter a quantity and then click “Add To Cart”. The message “Product added to cart” will appear.

Item : IPA0115

Description : Bioglo Pure Aloe Revitalising Body Wash With Protective Bioecolia® & Bioglo Pure Aloe Strengthening Hair Cleanser With Protective Bioecolia®

Please select 3 items among the 2 items below

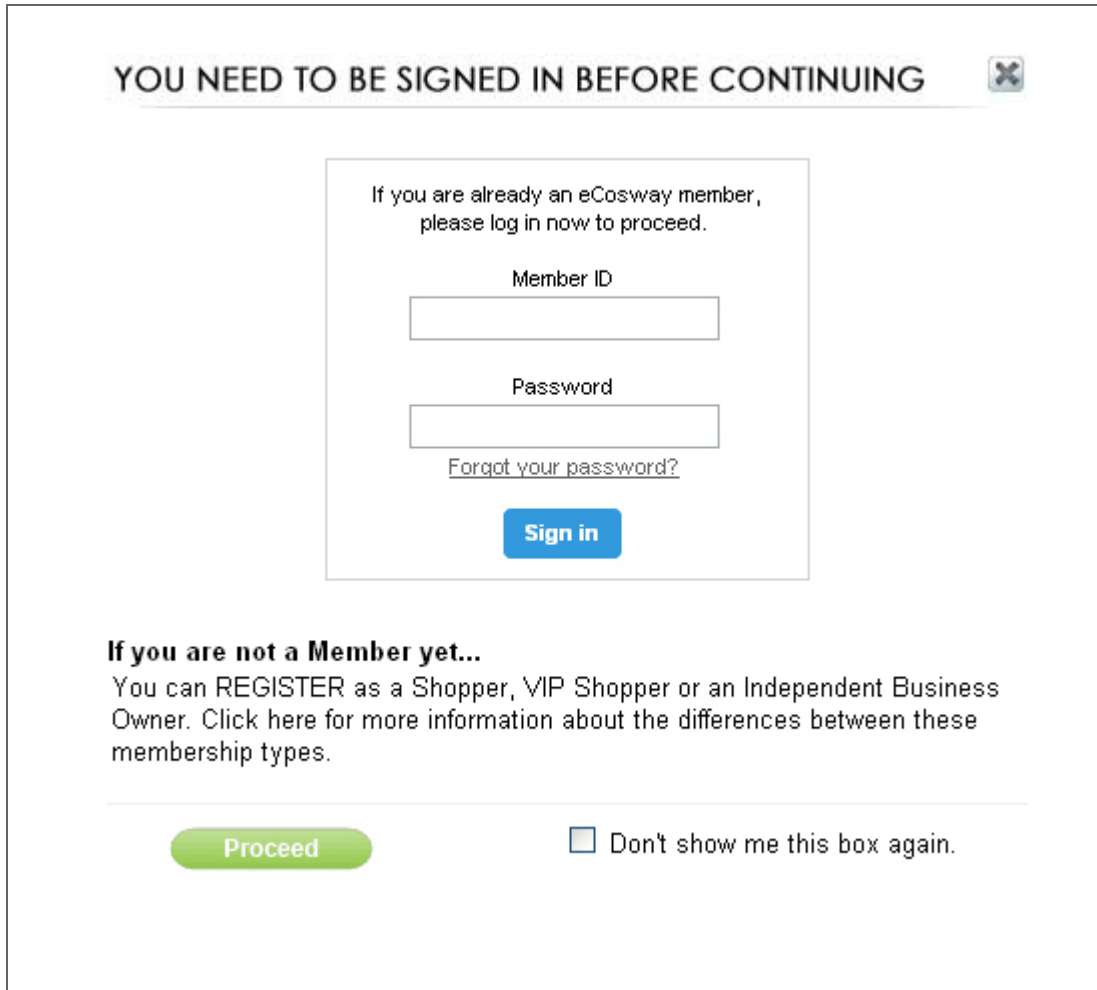
Item	Item selected
98520 - Bioglo Pure Aloe Revitalising Body 98522 - Bioglo Pure Aloe Strengthening Hai	

>
<

	Price Type	Price	RP(s) Required	eV	Quantity
<input type="radio"/>	Retail Price	55.50	0.00	25.80	1
<input type="radio"/>	Promotional Price	19.80	0.00	3.60	1

Add To Cart Close

- If you did not sign in before shopping, you will be asked to log in when you click “buy” on the Product Display page (Step 4).
- If you are not yet a member and would like to register, just click on “Shopper”, “VIP Shopper” or “Independent Business Owner” to go to the respective registration page.



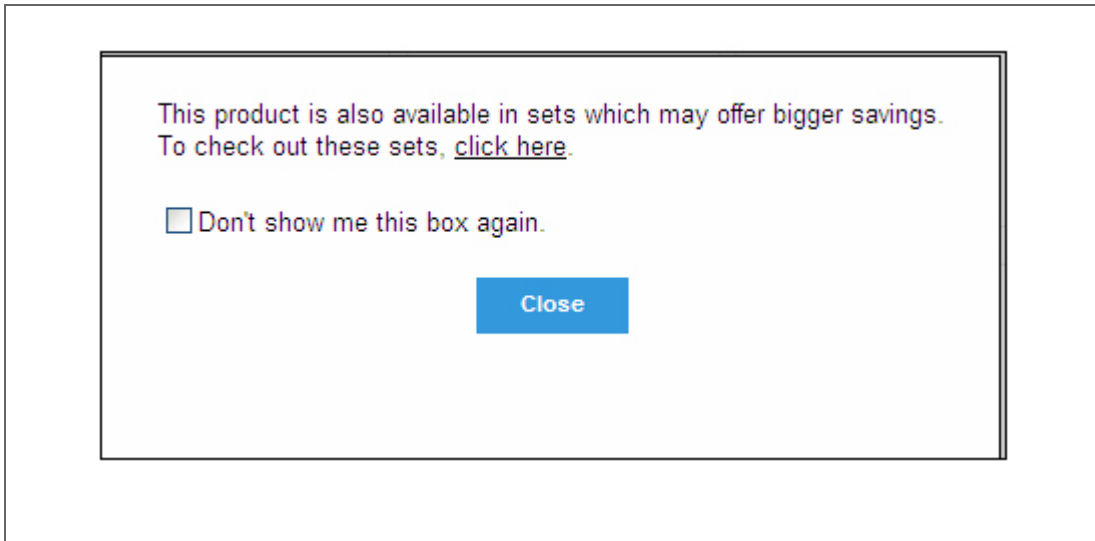
12. At anytime during your shopping experience, you may view, add or cancel products in your cart by clicking on “View Cart” on the top right of the webpage.



13. To edit the quantity, just type in a new quantity.
14. To remove an item in your cart, click on the trash can icon on the corresponding row.
15. To buy more product(s), click on “Continue Shopping” or if you’re done with shopping, select your shipping destination and then click on “Checkout”.
16. Confirm your shipping information by filling in the details.
17. Click “Proceed” to go to the Confirmation & Payment page or click “Go Back” to return to view cart.
18. Select the payment method and fill in your email address. Select your delivery method and click proceed.
19. Fill in your billing details and click submit to confirm payment.
20. We will send you a confirmation email once your transaction is verified.

Step-by-step Shopping Guide for Shoppers

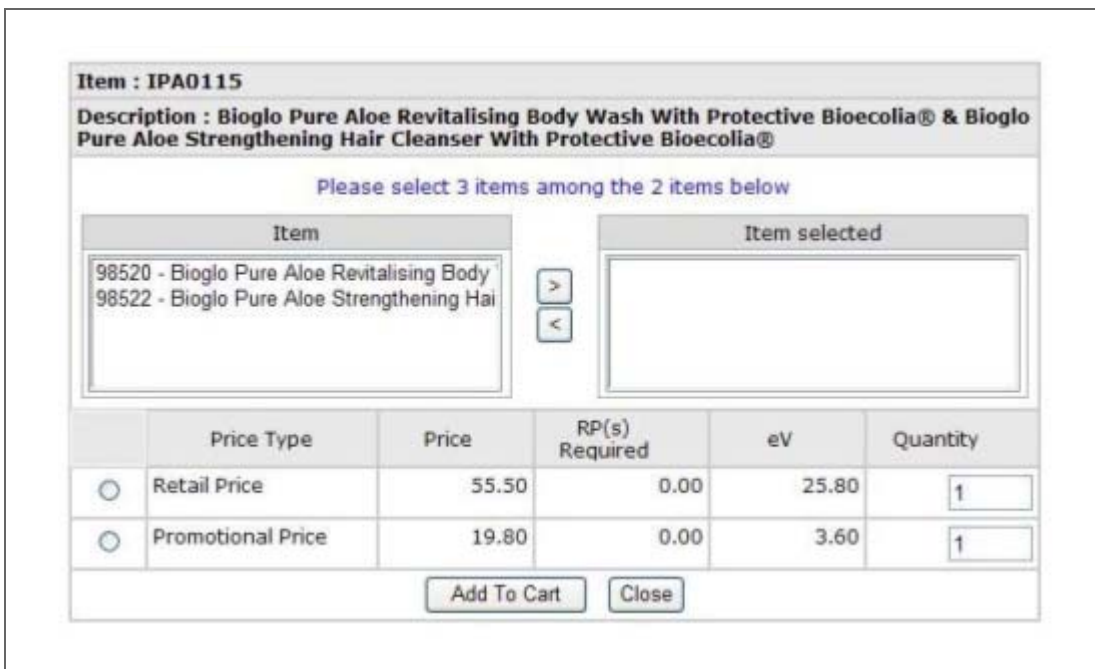
1. To shop, sign in to your account using your Shopper ID and Password.
2. Click on the “Shop” link on the Home page and choose any of the links.
3. Click on a product category to view full range of products available under that category.
4. Indicate the quantity you would like to purchase and click on “buy”.
5. A pop-up message will appear if there are any related offer sets for the product selected:



Just click “here” in that message to view the offer sets or you can check the box and click on “Close” to proceed to the product description page.


Only the retail price is available on the product description page

6. Enter the quantity you would like to buy and click “Add To Cart” or “Close” to go back to the Product Display page. Your selected product will be added to your cart.
7. To purchase a product in a promotional set, click on “buy”. Product options will be available.
8. Select items and click [>] to add them to the “Item(s) selected” list or [<] to remove them from the list. Select a “Price Type”, enter a quantity and then click “Add To Cart”. The message “Product added to cart” will appear.



9. If you did not sign in before shopping, you will be asked to log in when you click “buy” on the Product Display page (Step 4).

10. If you are not yet a member and would like to register, just click on "Shopper", "VIP Shopper" or "Independent Business Owner" to go to the respective registration page.

YOU NEED TO BE SIGNED IN BEFORE CONTINUING 

If you are already an eCosway member, please log in now to proceed.

Member ID

Password

[Forgot your password?](#)

Sign in

If you are not a Member yet...
You can REGISTER as a Shopper, VIP Shopper or an Independent Business Owner. Click here for more information about the differences between these membership types.

Proceed Don't show me this box again.

11. Once you have entered your ID and password, click "Proceed" to add the product to your shopping cart. Before clicking "Proceed", check the box if you do not want the pop-up message to appear again.
12. At anytime during your shopping experience, you may view, add or cancel products in your cart by clicking on "View Cart" on the top right of the webpage.



13. To edit the quantity, just type in the new quantity.
14. To remove an item in your cart, click on the trash can icon on the corresponding row.
15. To buy more product(s), click on "Continue Shopping" or if you're done with shopping, select your shipping destination and then click on "Checkout".
16. Confirm your shipping information by filling in the details.
17. Click "Proceed" to go to the Confirmation & Payment page or click "Go Back" to return to view cart.
18. Select the payment method and fill in your email address. Select your delivery method and click proceed.

19. Fill in your billing details and click submit to confirm payment.
20. We will send you a confirmation email once your transaction is verified.