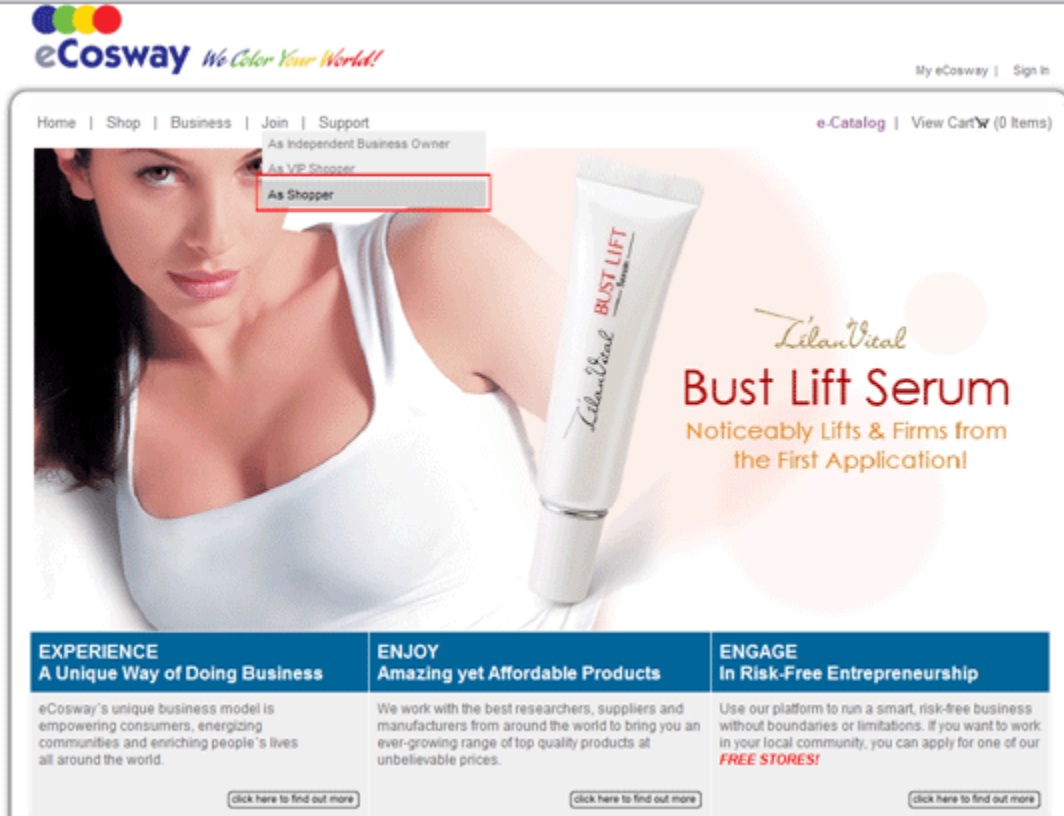


eCosway Shopper Online Registration Guide

Please note that Shopper online registration on www.ecosway.com/US is only available for people who are currently residing in the United States of America (USA). If you are not residing in the USA, you cannot register online here.

Please follow this step-by-step guide.

1. On the home page of www.ecosway.com/US, select “Join” on top of the page and click to join as a Shopper.



2. You will be brought to the first page of the registration form.

(a) Step 1: Application Information

Fill in the registration form with accurate details.



Step 1 : Application Information

Welcome! Please fill in the form below so that we can set up your Free Shopper account.

Applicant Information

**Indicates required fields.*

Sponsor ID *

Sponsor Name

Please type in your Sponsor's First Name

Name*

Please enter your 'First name' followed by 'Last name'
(For example: John smith, Mary Tan, etc.)

Address Line 1*


Address Line 2

City*

State*

Zip Code* -

Before continuing your registration, please click to read the **Terms of Use**. Click the "Submit" button to proceed to the next page.



Mobile Phone* - -

Home Phone* - -

Make sure your email address is correct. Your new eCosway Shopper ID and password and any correspondence about your account will go to this address.

Email Address*

Please enter a password. You will need to use this Password to access your Online Office.

Password* (8 characters, alpha-numeric)

Confirm Password* (8 characters, alpha-numeric)

Note: This is a temporary password that will allow you to login to your Online Office for the first time. You will be asked to change your password then. (This is where you can view your account and profit details, track business activity and manage your account information.) It is important that you keep your password safe. Do not disclose it to others.

You can change new password the first time you log in.

By continuing this transaction, you agree to accept and abide by the [Terms of Use](#) of this website.

(b) Step 2: Confirmation of Information

Check and confirm all the details that you have entered are correct and click the "Submit" button to proceed to the next step or click the "Edit" button to make changes.

[Empty box for confirmation details]

Sponsor ID **AU102315**
Sponsor Name **Miko**
Name **Megan Sue**
Address Line 1 **450W, 33 Street**
Address Line 2
City **New York**
State **NEW YORK (NY)**
Zip Code **10001**
Mobile Phone **212-210-2100**
Home Phone **818-810-8100**
Email Address **mesue@yahoo.com**


[Edit](#) [Submit](#)

(c) Step 3: Receipt Page

You will be brought to the Registration & Payment Confirmation page which will show your eCosway Shopper ID.

If you wish to continue shopping, please click on the link circled in red.

Register > Shopper



Step 3 : Receipt Page

Congratulations, Your account was created successfully!

Below is your new eCosway Login ID. Please print this page or write down this information as you will need to access the site in the future.

eCosway Shopper ID: **SHX123456**

Note: If you have any changes on your profile details, please proceed to your account to change it.

Click [here](#) to continue Shopping.

3. Your online registration is done! You will receive a welcome email with your password.